

SQUARE +2



Long-lasting energy-efficient architectural, landscape and professional flood light series. Fixtures consist of:

- Multi-step powder-coat painting process, optimized against UV rays and corrosion.
- Copper-free precision die-cast aluminum housing and ring/faceplate.
- Extra-clear, flat, tempered silk-screened soda-lime glass diffuser.
- Custom molded, anti-aging gasket(s).
- Stainless steel external hardware.
- Custom MCPCB utilized to maximize heat dissipation and promote a long LED life.
- High-transmittance transparent optics.
- IESNA Type II light distribution.
- IESNA Type III light distribution.
- IESNA Type IV light distribution.
- Integral surge protector can withstand up to 10 kV transient line surge.
- Input voltage: 120-277 V (50 / 60 Hz), integral 0-10 V dimming driver.
- Standard cable gland and graduated ferrule allow for

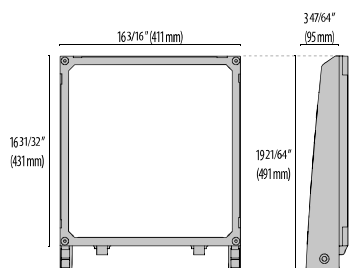
a cable (Ø0.35" - Ø0.55") to be wired inside the fixtures and retain its IP66 rating.

- Consult factory for dimming options, custom finishes (please specify RAL color), and non-cataloged CCT (Kelvin) options.
- Consult factory for custom pre-wired factory sealed cable length options.
- Consult factory for custom optics options.
- Consult factory for pole information.
- Range of accessories, including posts and painted aluminum arms, suitable for a variety of configurations for diverse settings (parks, gardens, pedestrian areas, squares, parking areas, etc.) available (ordered separately).
- For the 210 W versions, up-light installation is permitted outdoors only.
- Product meets Buy American Act requirements within ARRA.
- 5-year warranty.
- Marine Grade finish.
- Suitable for Natatorium applications.



FINISHES

- AN-96 / Iron gray / Textured
- BK-81 / Black / Textured
- GR-94 / Aluminum metallic / Textured
- WH-87 / White / Textured
- RB-10 / Iron rust / Textured



SQUARE+
2

Lumen Output	35K	4K
Square+2 T2 210W	22749	22999
Square+2 T2 139W	15233	15483
Square+2 T3 210W	21783	22033
Square+2 T3 139W	14832	15082
Square+2 T4 210W	21974	22099
Square+2 T4 139W	14763	15013



Scan here
for installation
instructions

Order Guide - Square+2



Order code example

SQ2-T3-139-AM-35K-UNV-NA-WMA

Series	Optics	Wattage	Finish	Kelvin	Voltage	Controls	Accessories
SQ2 Square+2	T1 Type I	139 139 watt	AM Aluminum Metallic	3K 3000K	UNV 120-277V	NA Non Dimming	WMA Wall Mounting Arm
	T2 Type II	210 210 watt (max)	IG Iron Gray	35K 3500K			WB Wall Bracket
	T3 Type III	XX Specify Wattage Must be below max	IR Iron Rust	4K 4000K			SPT Single Pole top arm
	T4 Type IV		BK Textured Black				DPT90 Double Pole top arm 90°
			WH Textured White				DPT180 Double Pole top arm 180°
			CC Custom Color				TPT90 Triple Pole top arm 90°
							TPT120 Triple Pole top arm 120°
							QPT Quadruple Pole top arm
							GS3 Gliding Support bracket Ø 3 9/16"
							BABAA Build America Buy America Act compliant
							PA Pole arms
							GS3 Required with pole option
							Poles available, ordered separately see below for details

70 CRI STANDARD - OTHER OPTIONS AVAILABLE

Performance in Lighting reserves the right to make all necessary changes without prior notice.

Performance in Lighting - 2621 Keys Pointe - Conyers, Georgia 30013 - USA - voice 770.822.2115 - info.usa@pil.lighting
www.performanceinlighting.com

Revision 14
04/25


OPTIONAL ACCESSORIES (ordered separately)

MOUNTING ACCESSORIES FOR SQUARE+2

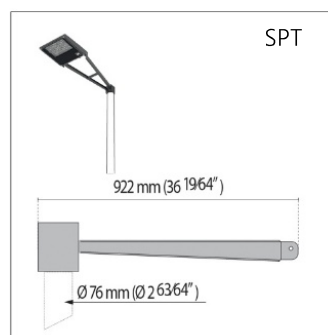
DESCRIPTION	FINISH	PART NUMBER
Wall mount		
Wall-mounting arm SQUARE+2	●	14111896
Wall bracket for SQUARE+2	●	14472996
SQUARE +2 solution - Ø3" Pole required		
Single pole top arm Ø 76 mm/Ø 2.99" SQUARE+2	●	14111296
Double arm at 90° with pole top Ø 76 mm/Ø 2.99" SQUARE+2	●	14111396
Double arm at 180° with pole top Ø 76 mm/Ø 2.99" SQUARE+2	●	14111496
Triple arm at 90° with pole top Ø 76 mm/Ø 2.99" SQUARE+2	●	14111596
Triple arm at 120° with pole top Ø 76 mm SQUARE+2	●	14111696
Quadruple pole top arm Ø 76 mm/Ø 2.99" SQUARE+2	●	14111796
SQUARE +2 SYSTEMPARK solution - Ø3.5" Pole required		
Gliding support made of painted aluminium for the installation on Ø 3 9/16" / Ø 90 mm posts (2-per fixture)	●	14099696
Pole arms for SQUARE+2 (1-per fixture)	●	14473196



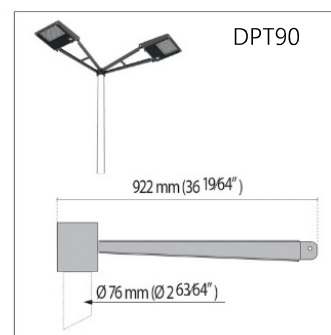
14111896



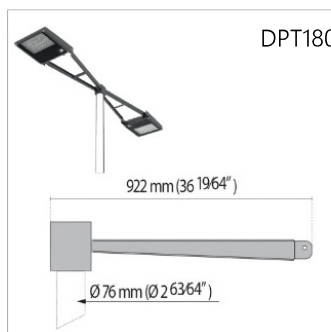
14472996



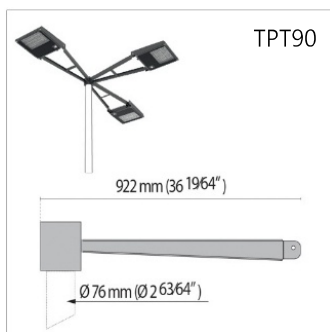
14111296



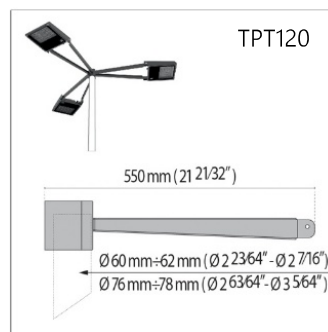
14111396



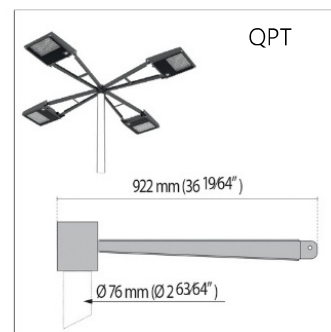
14111496



14111596



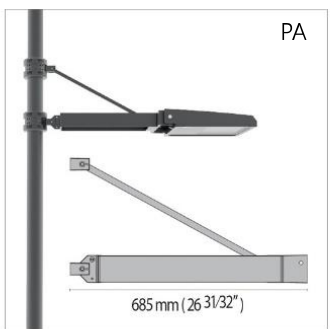
14111696



14111796



14099696



14473196


OPTIONAL ACCESSORIES (ordered separately)

POLES FOR SQUARE+

When ordering, please specify quantity of fixture per pole as well as installation location (city & state)

Order code example: 714 18 35 2

Material	Height (ft)	Pole Diameter (in)	Custom Options (blank is standard)	Finish (additional characters may follow for factory information)
714 Aluminum*	08 8' tall	30 Ø3.0"	DBx Direct Burial** (x = depth below grade, measured in feet)	1 Aluminum Metallic
715 Steel*	10 10' tall	35 Ø3.5"		2 Black
716 Wood*	12 12' tall		GFCI integrated GFCI outlet**	3 Iron Gray
	14 14' tall		BA Banner Arms** (contact factory for details)	4 Iron Rust
	20 20' tall			5 White
	40 40' tall			6 Custom Color (specify RAL#)
*Based on EPA and wind loads, pole may need to be tapered or require a tenon.	Custom heights available, contact factory for details. Some restrictions apply for wood poles.			W1 Wood - Caramel - smooth
			**some options not available with wood poles - contact factory for details.	W12 Wood - Vanilla - brushed
				For more, see below



WOOD GRAIN FINISH OPTIONS:

W1 CAMEL	W11	W4 SAFFRON	W14	W7 CINNAMON	W17
W2 VANILLA	W12	W5 NUTMEG	W15	W8 TOPAZ	W18
W3 COCOA	W13	W6 SLATE	W16	W9 ONYX	W19

Base cover shape and bolt circle diameter (BCD) will vary based on pole size and vendor. Contact factory for details related to your project.